Introduce

Fiber optic patch cord is used for linking the equipment and components in fiber optic network, is comprised of a polymer outer body and inner assembly fitted with a precision alignment mechanism. The combination of a ceramic/phosphor bronze alignment sleeves and precision molded polymer housing provides consistent long-term mechanical and optical performance.



Features

- MPO connector complied with IEC-61754-7
- A quick-to-deploy
- Scalable solution
- High compatibility,flexibility&system performance
- Lower installation cost

Applications

- SAN (Storage area Network)data center LAN
- LAN/SAN switch equipment distribution area(EDA)
- Emerging 40G and 100G protocol

Technical parameters

MPO Connector		Standard SM MT Ferrule		Low Loss SM MT Ferrule		Standard MM MT Ferrule	Low Loss MM MT Ferrule
Polish		APC	PC	APC	PC	PC	PC
Insertion Loss(dB)	Typical	0.5	0.5	0.3	0.3	0.5	0.3
	Maximun	0.7	0.7	0.5	0.5	0.7	0.5
Return Loss (dB)		60	45	60	45	20	20
Exchangeability(dB)		≤0.3					
Durability (dB)		≤0.2dB (500 Matings,per EIA-455-21A)					
Tensile Strength (dB)		≤0.3dB (Max 66N)					
Operating temperature(℃)		-20~+60					
Storage temperature (℃)		-40~+80					

Packed with Plastic box,Label Size:190mm*150mm(A5)

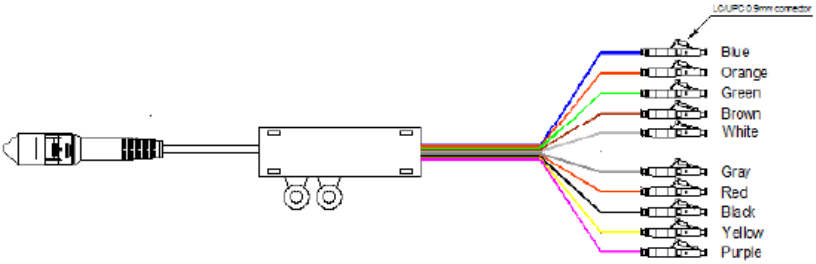





Fiber Optics Patch Cord Test Reports

Description:	12 Fibres Male MPO/UPC-LC/UPC OS2 9/125um Methode A
Article No.:	MPO-C-24LC-09A
Quantity:	1 PCS
Serial No.:	FLY201404004
Test Date:	2014/4/1

Connector	MPO/UPC												LC/UPC											
NO	Blue	Orange	Green	Brown	Gray	White	Red	Black	Yellow	Purple	Pink	Aqua	Blue	Orange	Green	Brown	Gray	White	Red	Black	Yellow	Purple	Pink	Aqua
IL	0.11	0.26	0.11	0.1	0.15	0.26	0.11	0.03	0.10	0.07	0.1	0.12	0.12	0.13	0.05	0.10	0.07	0.14	0.08	0.03	0.13	0.14	0.10	0.17
RL	40	47	50	44	42	45	43	45	43	47	43	46	47	40	46	51	45	51	45	40	47	50	40	45
Total Judgment	PASS																							
Approval	Kuiong Gui																	Tester	Xu Bao					

MPO Communication Marks Division

Polarity A: Straight Through

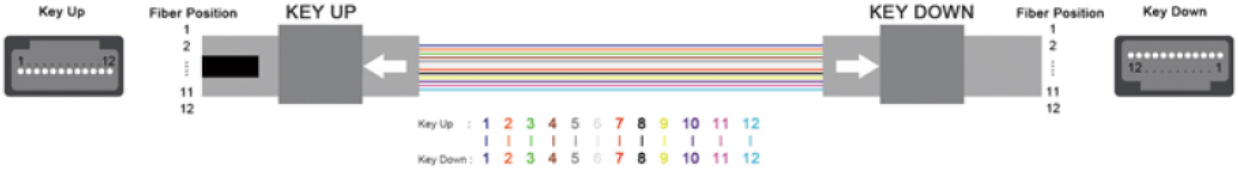

Polarity B: Cross

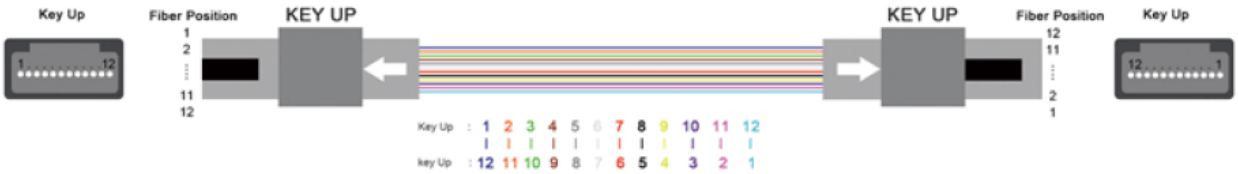

Polarity C: Cross Pair



Order information

A	B	C	D	E	F	G	H	I
MPO Polish	**Housing Color**	**Cable Type**	**Fiber Type**	**Fiber Count**	**Cable Length**	**Pigtail Length**	**Polarity**	**Connector Type**
1：UPC	1：Beige	1：Bare-Ribbon	1：SM 9/125 G652D	8：8	5：0.5m	5：0.5m	A：Polarity A	1：MPO-Female
2：APC 8 degree	2：Aqua	2：Oval	2：SM 9/125 G657A	12：12	10：1.0m	10：1.0m	B：Polarity B	2：MPO-Male
	3：Green	3：Round	3：MM 50/125 (OM2)	24：24	20：2.0m	15：1.5m	C：Polarity C	3：FC/APC
	4：Yellow	0：other	4：MM 50/125 (OM3)	48：48	30：3.0mS	20：2.0m		4：FC/UPC
	5：Black		5：MM 50/125 (OM4)	72：72	0：other	25：2.5m		5：SC/APC
	6：Red		6：MM 62.5/125 (OM1)	96：96		30：3.0mS		6：SC/UPC
	7：other			144：144		0：other		7：LC/APC
				0：other				8：LC/UPC
								9：STMU
								0：other