


Feature

- Compact structure
- Low IL
- Fast switch time




Application

- PON Network
- Protection
- Instrumentation
- Network monitor

Specifications

Parameters	Unit	HC-OSW-D2×2B	
Operating Wavelength	nm	SM:1260~1620	MM:850±40
Test Wavelength	nm	1310 / 1550	850
Insertion Loss	dB	≤0.8 (typical :0.6)	
Wavelength Dependent Loss	dB	≤0.25	
Temperature Dependent Loss	dB	≤0.2	
Polarization Dependent Loss	dB	≤0.05	
Return Loss	dB	SM≥50 , MM≥30	
Crosstalk	dB	SM≥55 , MM≥35	
Repeatability	dB	≤±0.02	
Switch Time	ms	≤8	
Durability	times	≥10 million	
Operating Voltage	V	3.0 or 5.0	
Optical Power	mw	≤500	
Operating Temperature	°C	-5~+70	
Storage Temperature	°C	-40~+85	
Operating Humidity	RH%	5~95	
Dimension	mm	L27xW12xH8.2	
Note:1.Within operating temperature and all SOP.			
2.Excluding connector, and add 0.2dB IL for each connector.			



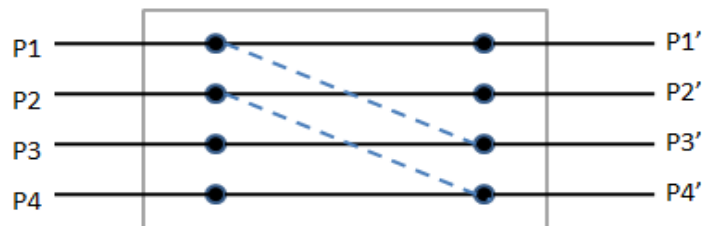
Pin Configurations


Type	Optical Path	Electric Drive				Status Sensor			
		Pin 1	Pin 5	Pin 6	Pin 10	Pin 2-3	Pin 3-4	Pin 7-8	Pin 8-9
Latching	Port 1 → Port 1' Port 2 → Port 2' Port 3 → Port 3' Port 4 → Port 4'	5V	GND	--	--	Open	Close	Close	Open
	Port 1 → Port 3' Port 2 → Port 4'	--	--	GND	5V	Close	Open	Open	Close
Non-Latching	Port 1 → Port 1' Port 2 → Port 2' Port 3 → Port 3' Port 4 → Port 4'	5V	--	--	GND	Open	Close	Close	Open
	Port 1 → Port 3' Port 2 → Port 4'	--	--	--	--	Close	Open	Open	Close

Electrical Specification

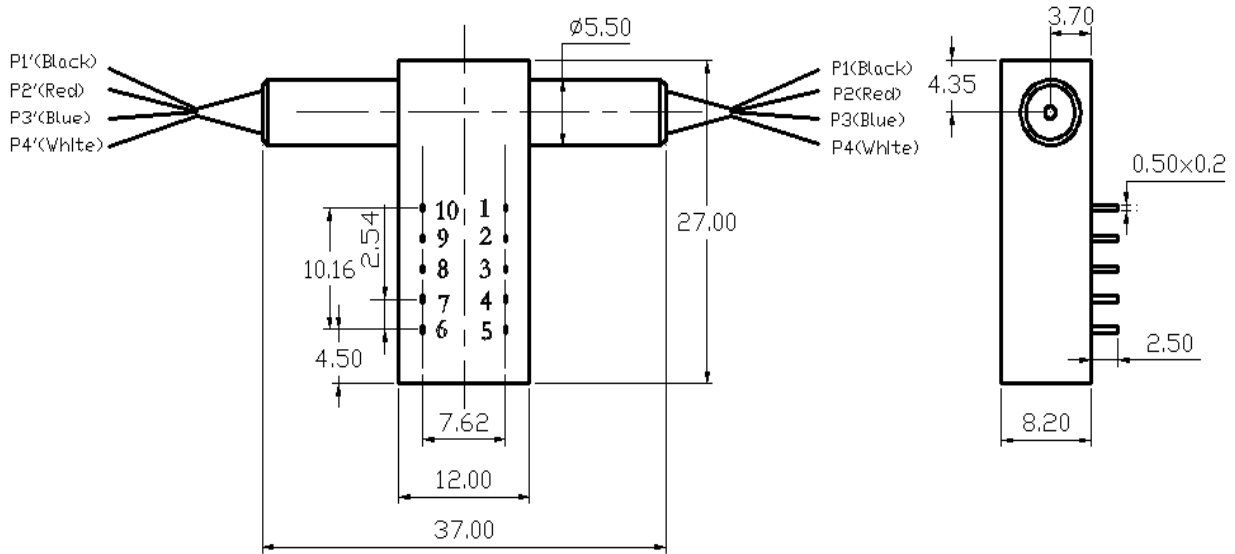
Type	Voltage	Current	Resistance
5V Latching	4.5~5.5V	36~44mA	125Ω
5V Non-latching	4.5~5.5V	26~32mA	175Ω
3V Latching	2.7~3.3V	54~66mA	50Ω
3V Non-latching	2.7~3.3V	39~47mA	70Ω

Optical Route





Dimension(mm)



Ordering Information: HC - OSW - D2×2B - A - B - C - D - E - F

A	B	C	D	E	F
Test Wavelength	Type	Fiber Type	Fiber Dimension	Fiber Length	Connector
850: 850nm	3L: Latching	SM: Single Mode	025: $\phi 0.25$ mm	05: 0.5m	00: None
1310: 1310nm	3N: Non-latching	M1: Multi-mode 50/125	09: $\phi 0.9$ mm	10: 1.0m	FP: FC/UPC
1550: 1550nm	5L: Latching	M2: Multi-mode 62.5/125	X: other	15: 1.5m	FA: FC/APC
D: 1310/1550nm	5N: Non-latching	X: other		X: other	SP: SC/UPC
X: other					SA: SC/APC
					LP: LC/UPC
					LA: LC/APC
					X: other