

Features


- Low Insertion Loss
- Wide Passband
- High Channel Isolation
- High Stability and reliability
- Epoxy free on optical path
- Compact size

Applications

- Line Monitoring
- WDM Network
- Telecommunication
- Cellular Application
- Fiber Optical Amplifier
- Access Network

Specification:

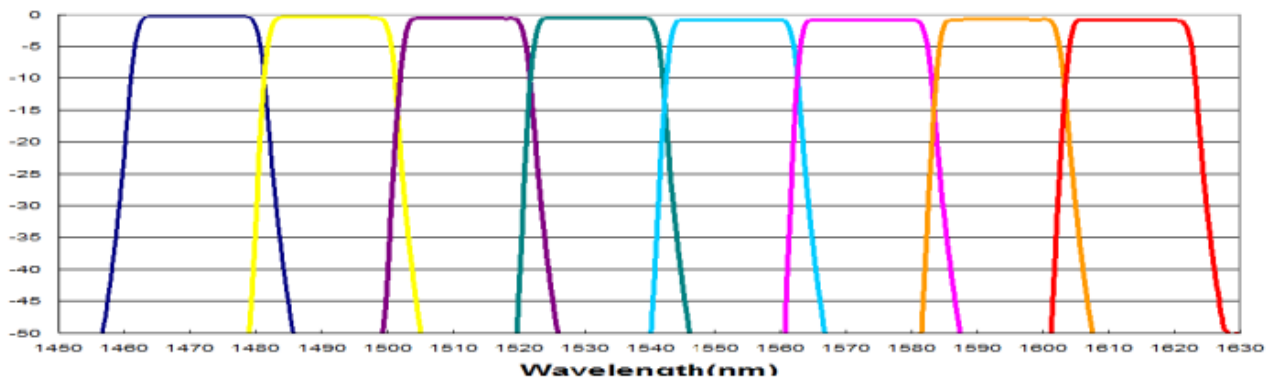
Parameters		Specification			
Channel Number (CH)		4	8	8(+E1)	8(+E2)
Center Wavelength (nm)		1270, 1290...1610 or 1271, 1291...1611			
Passband (nm)	Channels (Min.)	+/-6.5			
	Upgrade port(Min.)	/		1310+/-50	1260~1458
Isolation (dB)	Mux	Adjacent (Min.)	30		
		Non-adjacent (Min.)	45		
		Upgrade Por?(Min.)	15		
	Demux	Adjacent (Min.)	30		
		Non-adjacent (Min.)	45		
		Upgrade Por?(Min.)	15		
Insertion Loss (dB)	Channels (Max.)	1.3	1.8	1.8	1.8
	Upgrade Por(Max.)	/	/	1.5	1.5
Maximum Ripple in Passband (dB)		0.5			
Min. Directivity (dB)		55			
Maximum?Polarization Dependent Loss(dB)		≤0.2			
Maximum?Polarization Mode Dispersion (ps)		0.10(GD)			
Min. Return Loss (dB)		50			
Fiber Type		Corning SMF-28e,900um Loose Tube			




Fiber Length (m)	1.0+/-0.1
Maximum Power Handling (mW)	500
Operating Temperature (°C)	-40~+85
Storage Temperature (°C)	-40~+85
Package dimension (mm)	Package A: (L)44.0x(W)28x(H)6.0 Package B: (L)53.8x(W)28x(H)8.0

1. All specifications include the effect of operating temperature and all states of polarization.
2. Values referenced without connectors and insertion loss for a connector-pair is 0.20dB (typ.) and 0.30dB (max.).

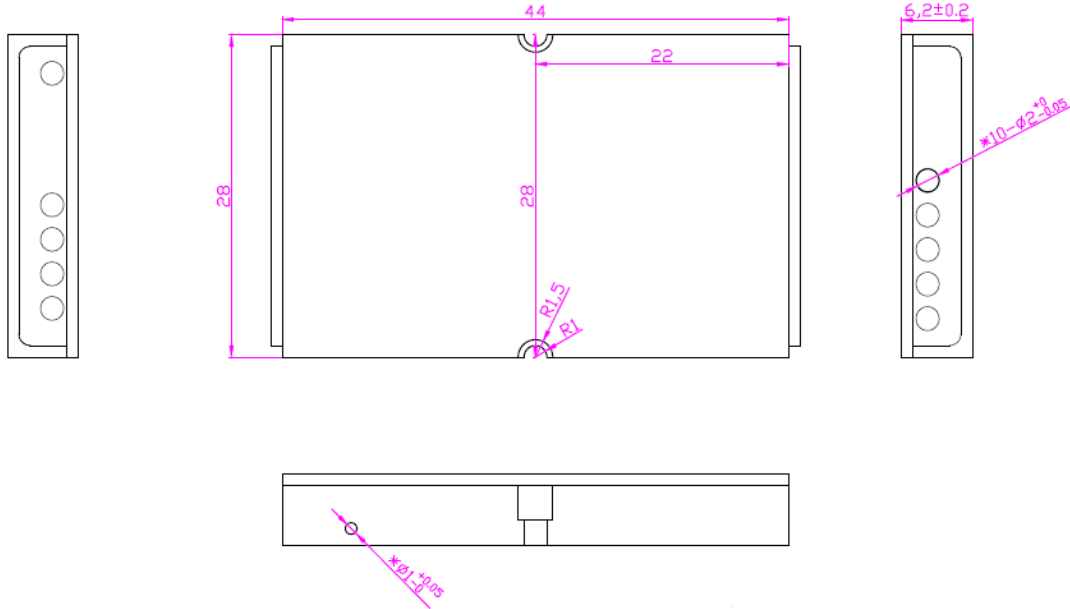
Typical Spectrum





Dimension

A:(L)44x(W)28x(H)6.0



B: (L)53.8x(W)28x(H)8.0

