

## Product Description

- The Full 2x2 PM fiber optic switch connects optical channels by directing or blocking an incoming optical signal into the output fiber. This is achieved using a patent pending optical-to-mechanical configuration and activated via an electrical control signal. A latching version preserves the selected optical path after the drive signal has been removed, while the non-latching versions default to either the open or closed state when power is removed. The switch has integrated electrical position sensors. The new material based advanced design significantly reduces moving part position sensitivity, offering unprecedented high stability as well as unmatched low cost.

## Features


- Unmatched Low Cost
- Low Optical Distortions
- Fail-Safe Latching
- High Reliability
- Epoxy-Free Optical Path

## Applications

- Channel Blocking
- Configurable Add/Drop
- System Monitoring
- Instrumentation

## Specifications

Parameters	Specifications	Unit
Operating Wavelength	1550(SM)	nm
Insertion Loss	≤1.0	dB
Wavelength Dependent Loss	≤0.25	dB
Polarization Dependent Loss	≤0.05	dB
Temperature Dependent Loss	≤0.30	dB
Return Loss	SM≥50	dB
Cross Talk	SM≥55	dB
Switch Time	≤8	ms
Repeat ability	≤±0.02	dB

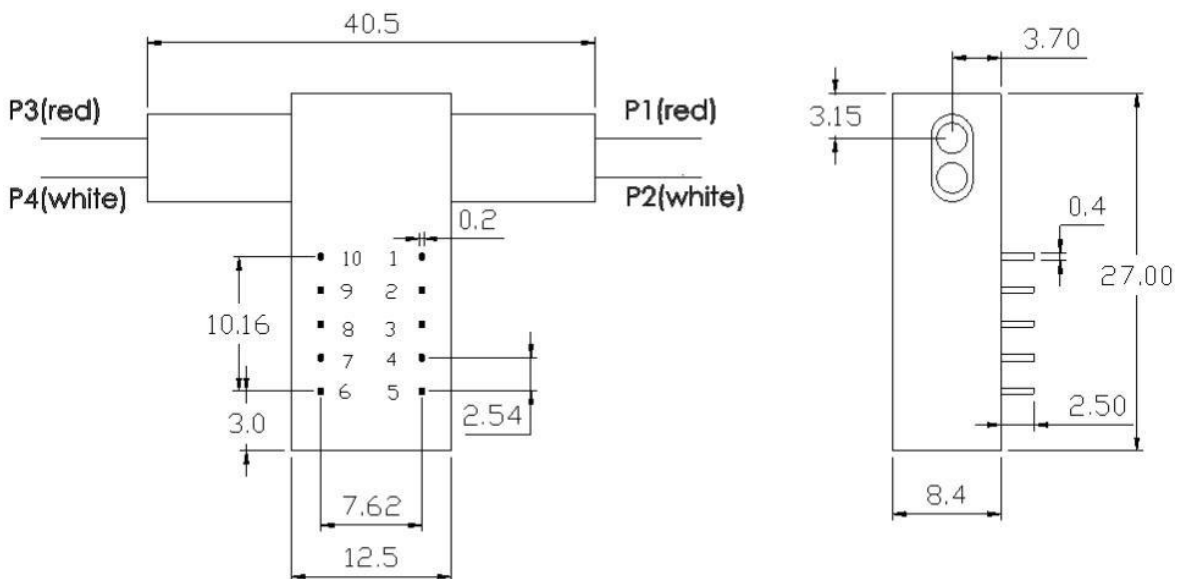


Durability	$\geq 10^7$	times
Extinction Ratio	$\geq 18$	dB
Operating Temperature	-20~+70	°C
Storage Temperature	-40~+85	°C
Optical Power	$\leq 500$	mW
Dimension	27.0L×12.5W×8.4H	mm

### Pin Configurations

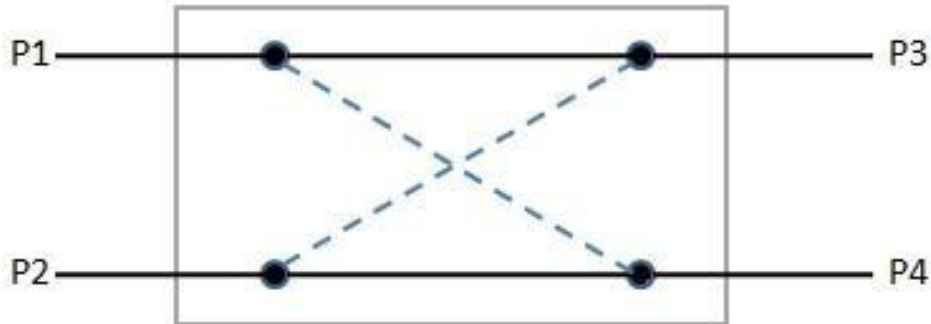
Type	Optical Route	Electric Drive				State Sensor			
		Pin 1	Pin 5	Pin 6	Pin 10	Pin 2-3	Pin 3-4	Pin 7-8	Pin 8-9
Latching	P1-P4、 P2-P3	--	--	GND	V+	Close	Open	Open	Close
	P1-P3、 P2-P4	V+	GND	--	--	Open	Close	Close	Open
Non-latching	P1-P4、 P2-P3	--	--	--	--	Close	Open	Open	Close
	P1-P3、 P2-P4	V+	--	--	GND	Open	Close	Close	Open

### Mechanical Dimensions (Unit:mm)





**Optical Route**



**Ordering Information: HC-PMFSW-2×2-A-B-C-D-E-F-G-H**

A	B	C	D	E	F	G	H
Type	Wavelength	Switch Type	Voltage	Fiber Type	Package	Fiber Length	Connector
F2X2	1310=3 1550=5 Special=0	Latching=1 Non-latching=2	3V=3 5V=5	SM28=1 50/125=5 62.5/125=6 PM=7 Special=0	Bare fiber=1 900um tube=3 Special=0	0.25m=1 0.5m=2 1.0m=3 Special=0	None=1 FC/PC=2 FC/APC=3 SC/PC=4 SC/APC=5 ST/PC=6 LC/PC=7 Duplex LC=8 Special=0